

RA400Z and RA400ZA (Canadian) Remote Annunciator

Specifications

Voltage Range

Conventional System: 3.1 to 32 VDC — Do not break tab.

Intelligent System: 18 to 32 VDC — Break tab.^{NOTE 1}

Maximum Alarm Current: 10 mA maximum.

Temperature Range: -10° to 60°C (14° to 140°F)

NOTE 1:

CAUTION

Do not break tab when using an RA400Z or RA400ZA with an intelligent 4-wire duct detector (such as the System Sensor model DH500ACDC or DH200RP).

General Information

The National Fire Protection Association has published codes, standards, and recommended practices for the installation and use of the above appliance. It is recommended that the installer be familiar with these requirements, with local codes, and any special requirements of the local authority having jurisdiction.

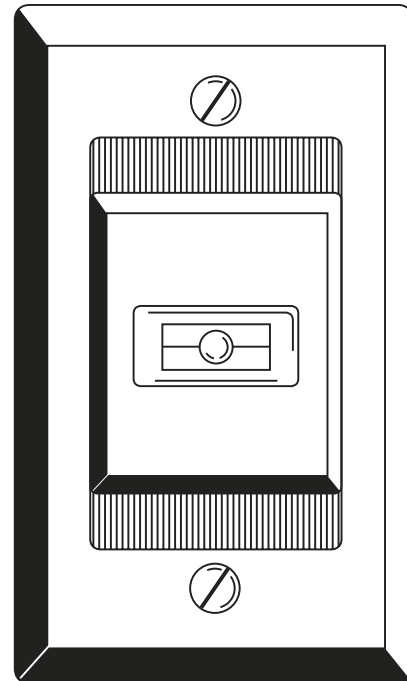
The models RA400Z & RA400ZA remote annunciators are polarized devices designed for both conventional and intelligent applications. They have been designed using an active current regulator so that the maximum current required from the system is 10mA when the input voltage is within the specified voltage range.

Installation

The remote annunciator is intended to be mounted to a single gang electrical outlet box. The wiring must be in compliance with all codes. The device must be operated within its published specifications.

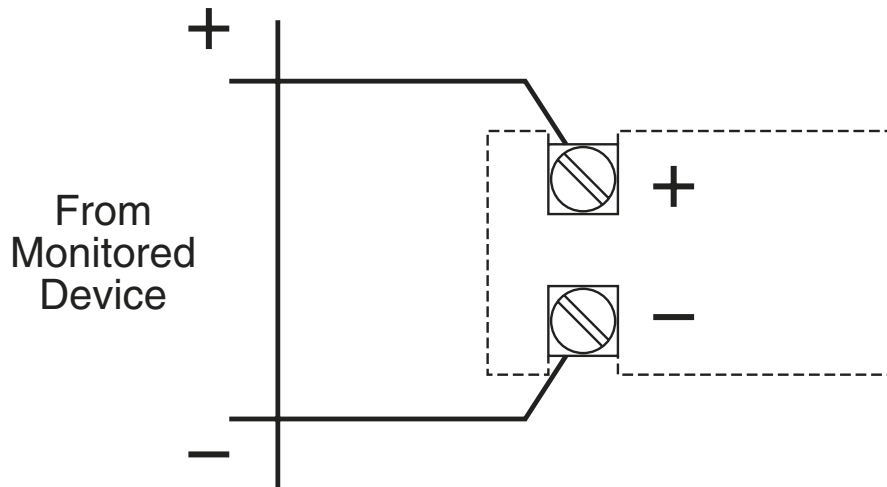
Wire the remote annunciator according to the instructions supplied with the device being monitored. Polarity of the incoming wires must be observed and connected to the proper terminals “+” and “-”. (See Figure 1.)

The tab on the back of the RA400Z and RA400ZA must be broken off for use with most System Sensor intelligent systems. (See Note 1 and Figure 4.) After tab is broken, the input voltage for the RA400Z and RA400ZA is limited to 18 volts minimum.



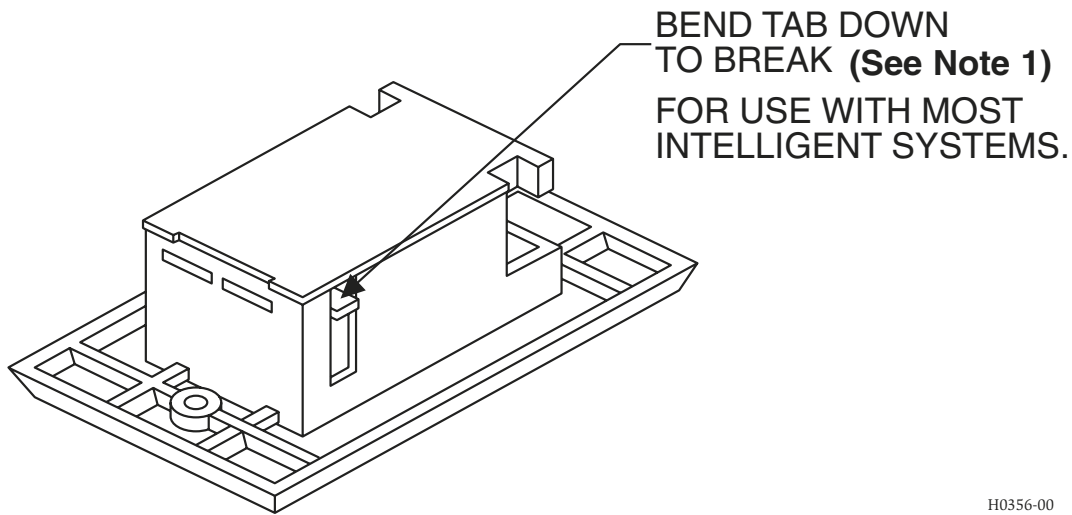
H0355-00

Figure 1:



H0354-00

Figure 2:



H0356-00

⚠ WARNING

The Limitations of Remote Annunciators

THE REMOTE ANNUNCIATOR WILL NOT WORK IF THE DEVICE IT IS CONNECTED TO IS NOT POWERED. The remote annunciator gets its power from the device to which it is connected. If for any reason, the device being monitored loses power, the remote annunciator will not provide the intended visible signal.

THE REMOTE ANNUNCIATOR MAY NOT BE SEEN. The model RA400Z is suitable for direct viewing and is in compliance with existing Underwriters Laboratories' standards. The device must be sited in a location where it can be seen by the intended parties. The device must not be installed in

direct sunlight, or areas of high light intensity where the visible signal might be disregarded or not seen.

THIS DEVICE IS DESIGNED TO WORK SPECIFICALLY WITH SYSTEM SENSOR PRODUCTS. Interconnection with devices other than System Sensor's may result in unsatisfactory operation. Consult device manufacturer for compatibility.

THE REMOTE ANNUNCIATOR IS NOT INTENDED TO BE A VISIBLE WARNING SIGNAL.